


FRED
Ultrafast Soft Recovery Diode, 20A

Features:

- Ultrafast Recovery
- 175°C operating junction temperature
- High frequency operation
- Low power loss, less RFI and EMI
- Low I_R value
- High surge capacity
- Epitaxial chip construction



Product Summary	
V_R	400 V
$I_{F(AV)}$	20A
t_{rr}	22ns

Description/Applications

These diodes are optimized to less losses and EMI/RFI in high frequency power conditioning system. The soft recovery behavior of the diodes offers the need as snubber in most applications. These devices are ideally suited for HF welding power converters and other applications where the switching losses are not significant portion of the total losses.

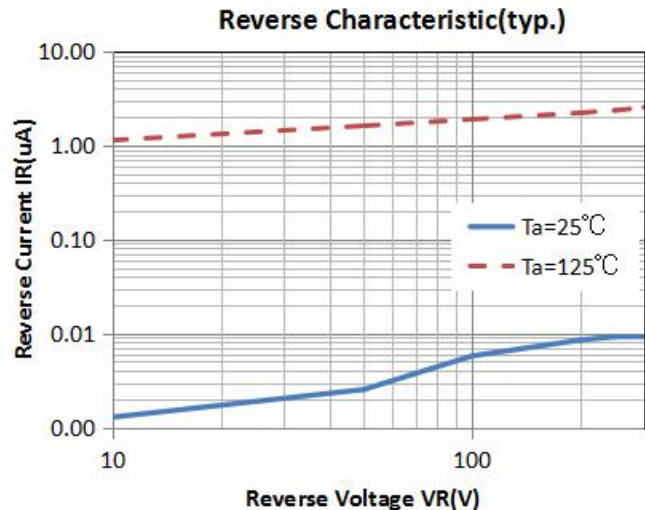
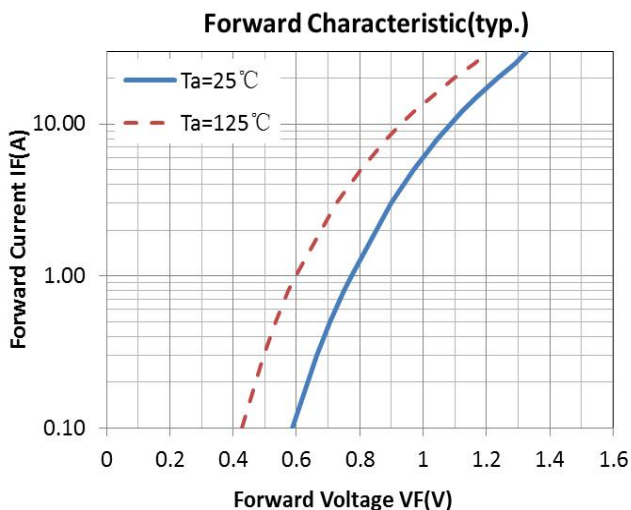
Absolute Maximum Ratings				
Parameter	Symbol	Test Conditions	Values	Units
Repetitive peak reverse voltage	V_{RRM}		400	V
Continuous forward current	$I_{F(AV)}$	$T_c = 110^\circ C$	20	A
Single pulse forward current	I_{FSM}	$T_c = 25^\circ C$	200	
Maximum repetitive forward current	I_{FRM}	Square wave, 20kHz	40	
Operating junction	T_j		175	$^\circ C$
Storage temperatures	T_{stg}		-55 to +175	$^\circ C$

Electrical characteristics (Ta=25°C unless otherwise specified)						
Parameter	Symbol	Test Conditions	Min	Typ.	Max.	Units
Breakdown voltage Blocking voltage	V_{BR} , V_R	$I_R=100\mu A$	400			V
Forward voltage (Per Diode)	V_F	$I_F=20 A$		1.25	1.5	
		$I_F=20 A, T_j=125^\circ C$		1.1	1.4	
Reverse leakage current(Per Diode)	I_R	$V_R=V_{RRM}$			20	μA
		$T_j=150^\circ C, V_R=400V$			200	
Reverse recovery time(Per Diode)	t_{rr}	$I_F=0.5A, I_R=1A, I_{RR}=0.25A$		30	50	ns
		$I_F=1A, V_R=30V, di/dt=200A/\mu s$		22	30	

Thermal characteristics

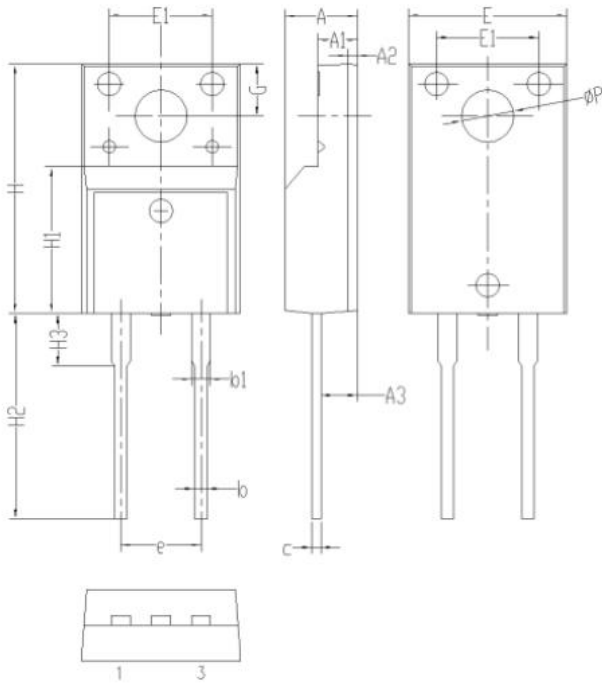
Paramter	Symbol	Typ	Units
Junction-to-Case	$R_{\theta JC}$	3.0	$^\circ C/W$

Electrical performance (typic)



Package Information

TO-220F-2 PACKAGE



Symbol	Dimensions (millimeters)	
	Min.	Max.
A	4.35	4.75
A1	2.30	2.70
A2	0.40	0.80
A3	2.10	2.50
b	0.60	1.00
b1	1.00	1.40
c	0.30	0.70
e	4.60	5.40
E	9.80	10.2
E1	6.30	6.70
H	15.6	16.0
H1	8.80	9.20
H2	12.9	13.5
H3	3.10	3.50
G	3.10	3.50
ΦP	3.10	3.50