

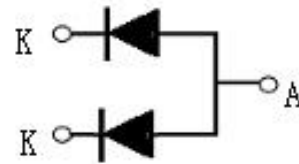
SCHOTTKY RECTIFIERS

Features:

- High ESD capacity
- High junction temperature capability
- High frequency operation
- Low leakage current
- High surge capacity

Applications:

- Switching mode power supply
- High frequency inverter circuit
- Polarity protection circuit



Product Summary	
V_R	200 V
$I_{F(AV)}$	2*10A
T_j	150°C
$V_F(max.)$	0.950V

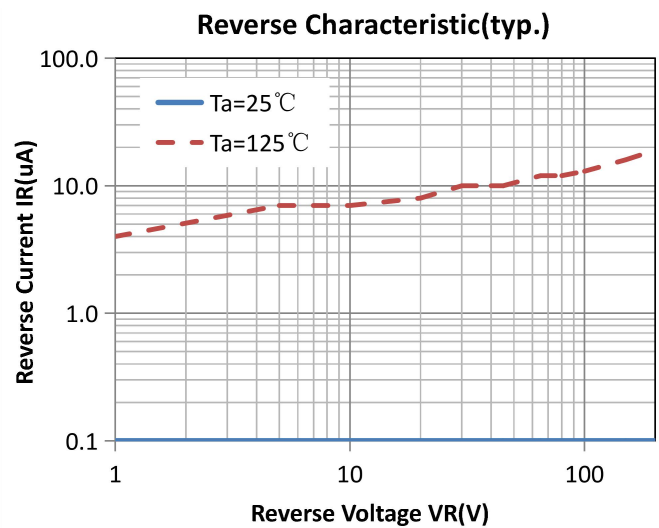
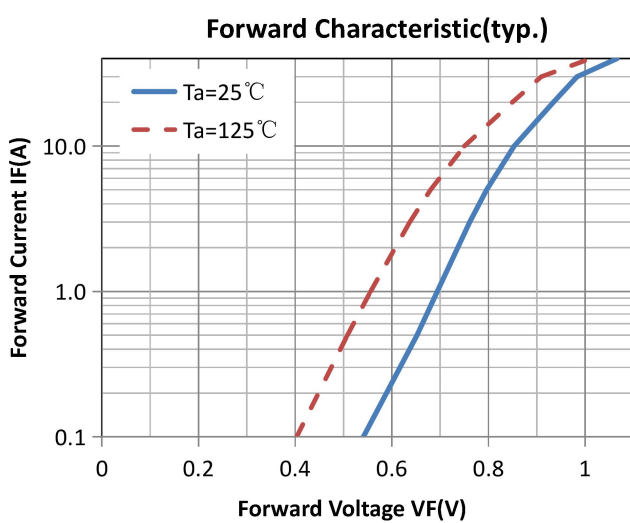
Absolute Maximum Ratings			
Parameter	Symbol	Values	Units
Repetitive peak reverse voltage	V_{RRM}	200	V
Continuous forward current	$I_{F(AV)}$	20	A
Single pulse forward current	I_{FSM}	100	
Operating junction	T_j	150	°C
Storage temperatures	T_{stg}	-55 to +150	°C
Peak Repetitive Reverse Surge Current	I_{RRM}	5	A

Electrical characteristics (Ta=25°C unless otherwise specified)						
Parameter	Symbol	Test Conditions	Min	Typ.	Max.	Units
Breakdown voltage Blocking voltage	V_{BR} , V_R	$I_R=100\mu A$	200			
Forward voltage (Per Diode)	V_F	$I_F=10 A$		0.855	0.950	V
		$I_F=10 A, T_j=125^\circ C$		0.750	0.900	
Reverse leakage current(Per Diode)	I_R	$V_R=V_{RRM}$			20	μA
		$T_j=125^\circ C, V_R=200V$			10	mA

Thermal characteristics

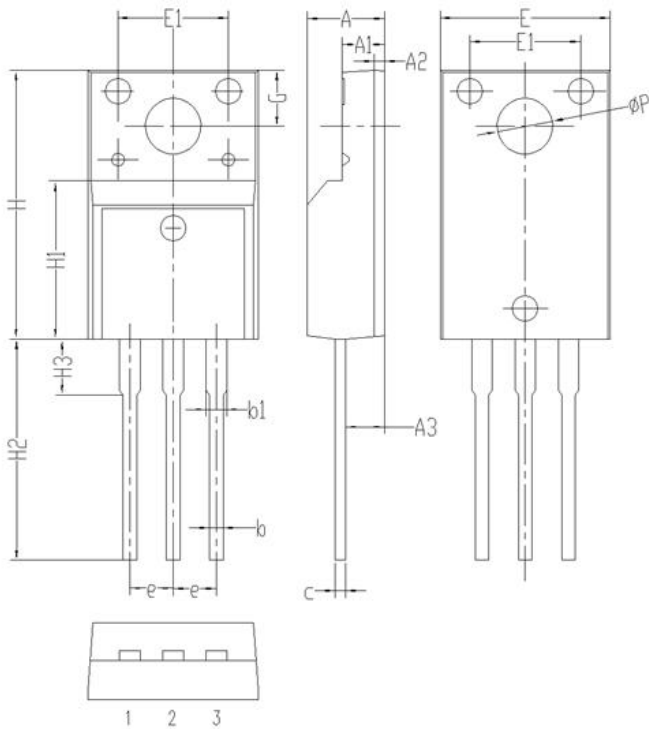
Parameter	Symbol	Typ.	Units
Junction-to-Case	$R_{\theta JC}$	1.67	$^\circ C/W$

Electrical performance (typic)



Package Information

TO-220F PACKAGE



Symbol	Dimensions(millimeters)	
	Min.	Max.
A	4.35	4.75
A1	2.30	2.70
A2	0.40	0.80
A3	2.10	2.50
b	0.60	1.00
b1	1.00	1.40
c	0.30	0.70
e	2.30	2.70
E	9.80	10.2
E1	6.30	6.70
H	15.6	16.0
H1	8.80	9.20
H2	12.9	13.5
H3	3.10	3.50
G	3.10	3.50
ΦP	3.10	3.50